

# ASSEMBLY

## Auxiliary Switch

### Technical Data For Auxiliary Switch




Applicable Standards	As per VDE 0660 / IEC 60947-5 / IEC 62271-1
Rated Operating Voltage	230 V AC / 240 V DC
Max. Voltage Permissible	250 V
Isolator Group	As per VDE 0110
Thermal Current	10 A
Making Current	50 A
Mechanical Life	1,00,000 operations
<b>Specification</b>	Type Rotary
<b>Rating</b>	220 V AC / DC
<b>Application</b>	Suitable for use in circuit breaker for auxiliary contacts.

### Contact Combination


- 2NO+2NC
- 4NO+4NC
- 6NO+6NC (Also 5NO + 5NC+1wiping)
- 8NO+8NC
- 12NO+12NC (Also 11NO+11NC+1wipping)
- Upto 26NO+26NC

### Dimensions (LxBxH) (6NO+6NC)


120 mm x 65 mm x 45 mm





Plug In Busbar Assembly (100 Amps)



Pan Busbar Assembly



Pan Busbar Assembly (125 Amps)



Bolt On Assembly (100 Amps)

